



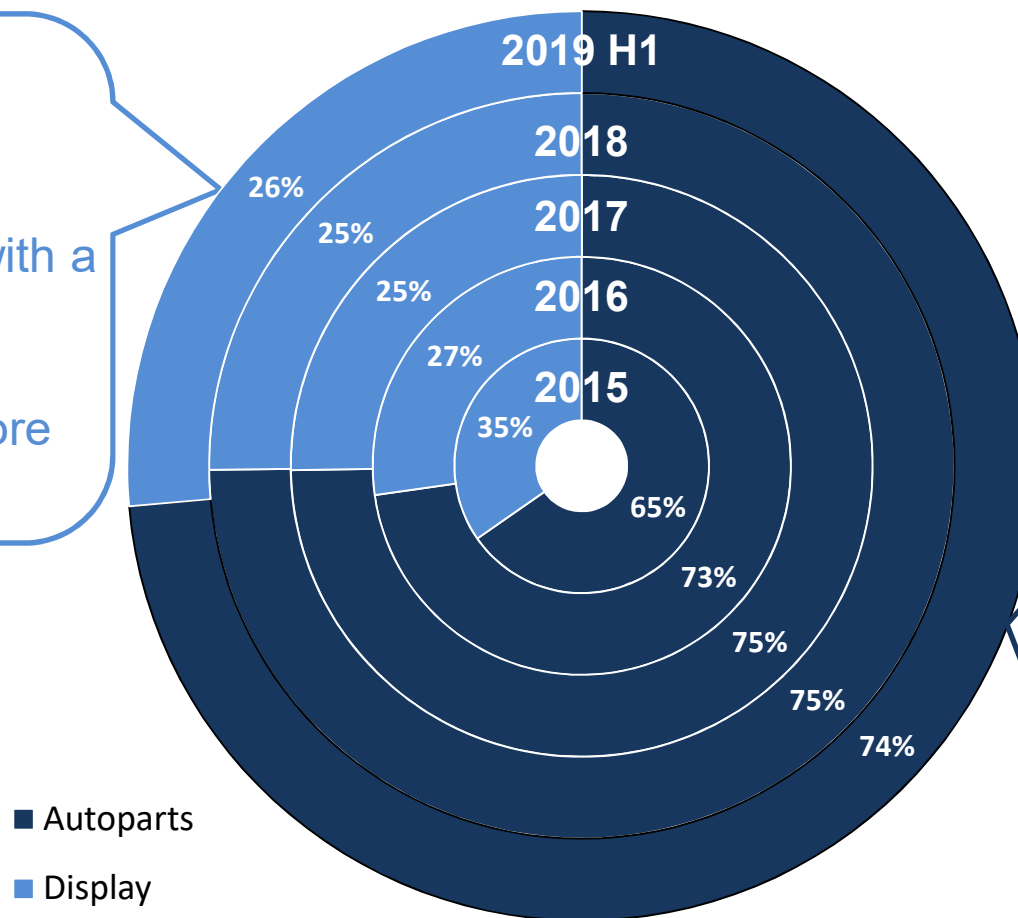
劍麟股份有限公司
IRON FORCE INDUSTRIAL CO., LTD.



- This report and released message contains information about corporate prospects, financial updates and sales forecasts, established on the basis of internal resources and external reference sharing. The actual performance may be different from expressed or implied predictions due to uncontrollable and/or unpredictable risks.
- All prospects reflect Iron Force' s expectations toward the future, and may be subject to change and Iron Force reserves the right to alter, update and change relevant information from time to time without prior notice.

Revenue break down (%) for Iron Force

- OEM and ODM of customized store display fixtures
- Clothes hangers with a variety of different materials
- Complete retail store design

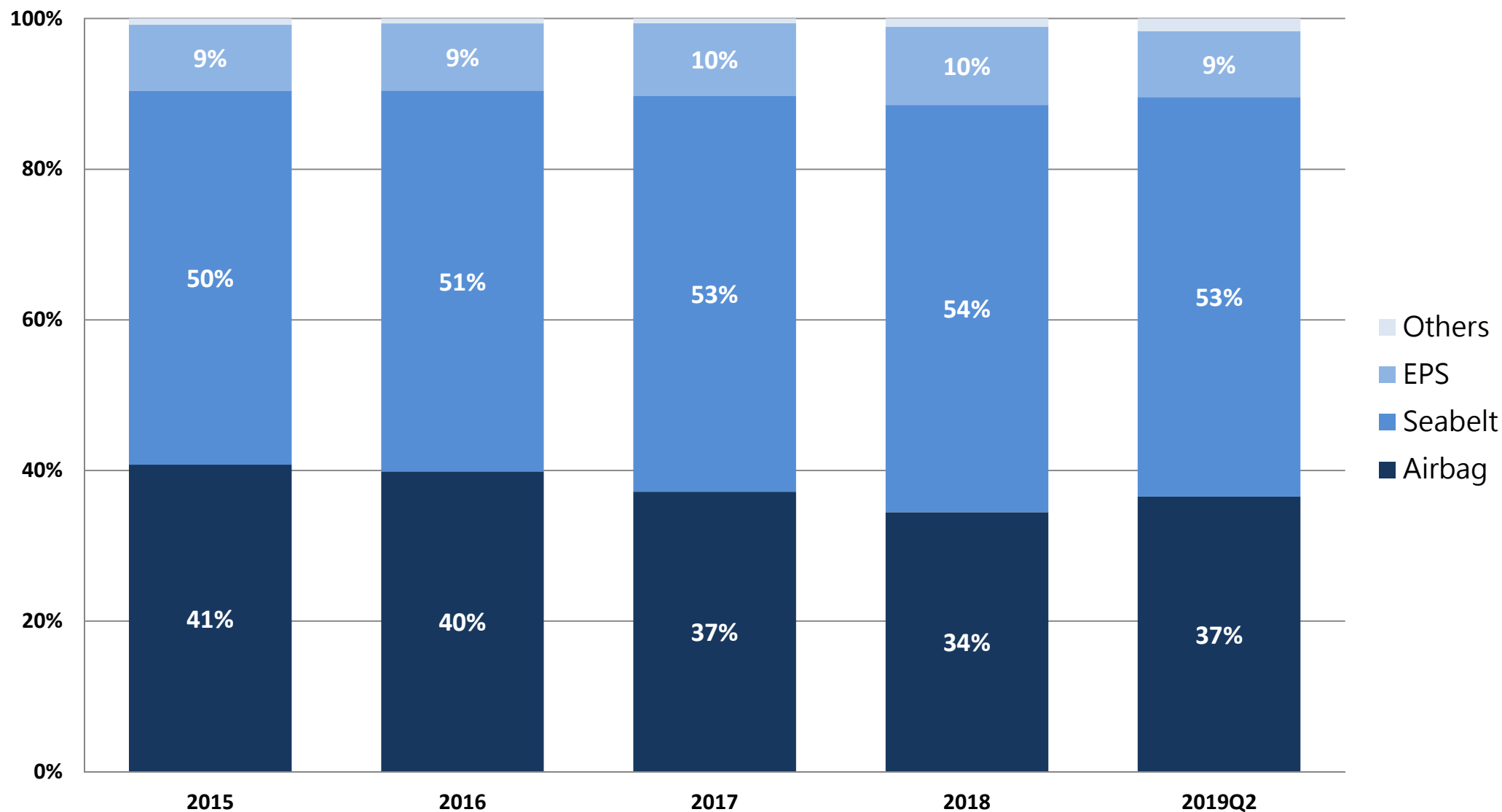


- Airbag inflators and precision metal parts for automotive safety systems
- High precision metal tubes for seatbelt retractor / pretensioner systems
- Steering columns/shafts and related components for the EPS system

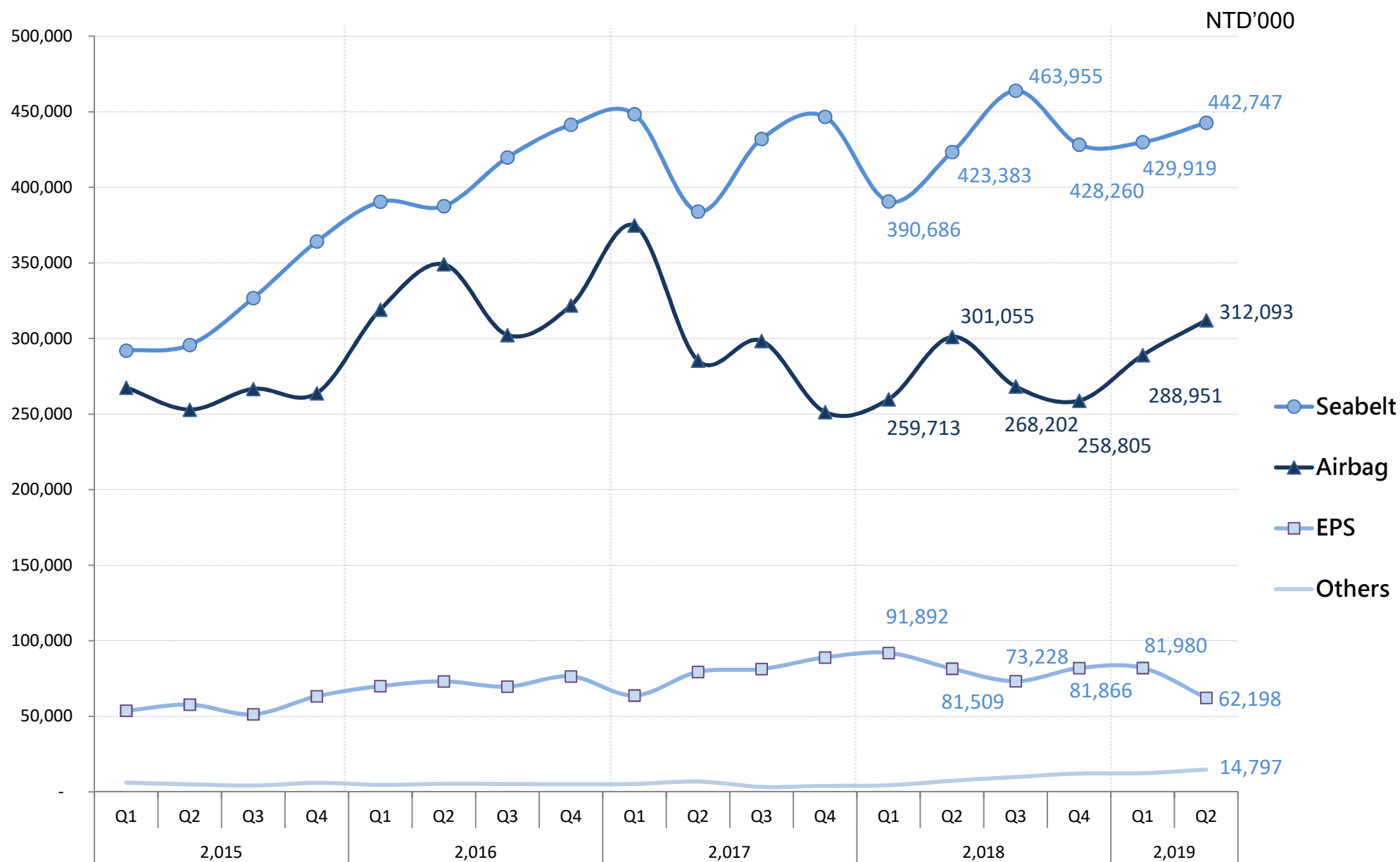
Main Autoparts Products



Revenue break down (%), Autoparts



Main Autoparts Products



2014-2019Q2 Income Statement

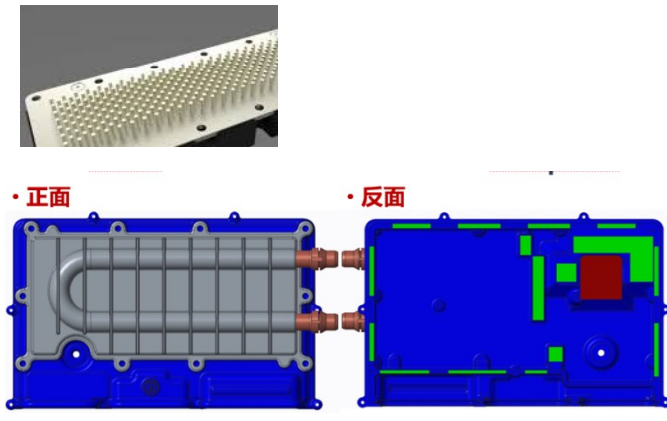
Currency : NTD'000

	Y2015		Y2016		Y2017		Y2018		Y2019 H1	
		%		%		%		%		%
Gross Sales	3,944,842	100.00%	4,461,014	100.00%	4,325,937	100.00%	4,223,941	100.00%	2,232,944	100.00%
Cost of Goods Sold	2,697,479	68.38%	3,037,565	68.09%	3,061,097	70.76%	3,061,866	72.49%	1,626,172	72.83%
Gross Profit	1,247,363	31.62%	1,423,449	31.91%	1,264,840	29.24%	1,162,075	27.51%	606,772	27.17%
Operating Expense	542,808	13.76%	543,232	12.18%	614,233	14.20%	634,852	15.03%	302,854	13.56%
Operating Profit	704,555	17.86%	880,217	19.73%	650,607	15.04%	527,223	12.48%	303,918	13.61%
Non-Operating Income (Expense)	119,545	3.03%	49,586	1.11%	132,493	3.06%	177,916	4.21%	71,253	3.19%
Pre-Tax Income	824,100	20.89%	929,803	20.84%	783,100	18.10%	705,139	16.69%	375,171	16.80%
Income Tax	204,057	5.17%	242,112	5.43%	232,940	5.38%	203,042	4.81%	87,251	3.91%
	24.76%		26.04%		29.75%		28.79%		23.26%	
Net Income	620,043	15.72%	687,691	15.42%	550,160	12.72%	502,097	11.89%	287,920	12.89%
EPS	8.55		9.09		7.26		6.63		3.80	

1. 舊品項(被動安全類)、老客戶由原本的汽車零件事業處三個業務團隊、三個工廠(台灣、大陸、波蘭)來維持。
2. 新產品事業處還是專注在汽車產業，初期先運用目前集團現有廠房：
 - ① 以本公司金屬機加工及生產管理技術，研究與ADAS相關產品之機構件。(例如 Camera housing)
 - ② 以本公司金屬機加工、生產管理技術及與客戶長期關係，研究客戶待解決之痛點。(例如 Thermal solution)

Thermal solution：

1. IGBT Module: Base plate
2. Autonomous Driving ECU Cold Plate
3. vapor chamber





CapEx :	NTD'000
Land	36,000
Building	287,000
Machinery (6 lines+ED)	117,500
Total	440,500

- 機加工設備9月中下旬到波蘭廠，準備開始試產。
- ED、廢水處理設備11月中完工。
- 2020年初可開始量產。



Thank You

Speaker: Terry Lin

Email: terrylin@irf.com.tw

Website: www.ironforce.com.tw

Disclaimer

This presentation may contain statements that express management's expectations about future events or results rather than historical facts. These forward-looking statements involve risks and uncertainties that could cause actual results to differ materially from those projected forward-looking statements, the company cannot give assurance that such statements will prove correct. For additional information on factors that could cause company's actual results to differ from expectations reflected in forward-looking statements, please see audited reports filed with the Taiwan Stock Exchange corp.